

KVCET 2019-20

Income & Expenditure Statement

1-Apr-2019 to 31-Mar-2020

| Particulars                                 | 1-Apr-2019 to 31-Mar-2020 | Particulars                              | 1-Apr-2019 to 31-Mar-2020 |
|---|---------------------------|--|---------------------------|
| Opening Stock                               |                           | Direct Incomes                           | 9,59,20,925.18            |
| <b>Direct Expenses</b>                      | <b>8,73,74,397.94</b>     | Adhayam                                  | 3,70,625.18               |
| Annualday Expenses                          | 5,63,088.00               | Application Sale                         | 69,300.00                 |
| Bank Charges                                | 13,806.00                 | Books Fee                                | 10,45,950.00              |
| Bus Shed Rent & Drivers Room Rent           | 2,93,030.00               | Mess Fees A/c                            | 2,40,37,450.00            |
| Chennai Administrative Office Rent          | 6,00,000.00               | Other Charges                            | 4,34,325.00               |
| Diesel Expenses(Bus&Car)                    | 25,80,142.00              | PHD Course Fees                          | 40,000.00                 |
| Diesel Expenses(Generator)                  | 2,38,677.00               | Training Fees                            | 77,97,275.00              |
| Electricity Charges                         | 61,37,034.00              | Transport Fees                           | 58,28,750.00              |
| Graduation Day Exp                          | 18,429.00                 | Tuition Fees                             | 5,62,97,250.00            |
| Institution Affiliation Fee A/c             | 21,77,787.00              | Closing Stock                            |                           |
| Insurance Expences(Building,Staff,Students) | 1,63,314.00               |  |                           |
| Internet Charges                            | 1,91,750.00               |  |                           |
| Lab Exp(Consumable)                         | 84,248.00                 |  |                           |
| Library Exp A/c                             | 14,400.00                 |  |                           |
| Mess Expenses                               | 83,42,600.00              |  |                           |
| News Paper &Magazine Expenses.              | 44,781.00                 |  |                           |
| Postage&Telephone                           | 34,681.00                 |  |                           |
| Printing&Stationary                         | 3,05,159.00               |  |                           |
| Repair &Maintanance - BUS                   | 18,78,281.94              |  |                           |
| Rep&Maint(Build&Equipment)                  | 6,27,153.00               |  |                           |
| Software License Renewal Charges            | 3,13,570.00               |  |                           |
| Sports Expenses                             | 1,05,501.00               |  |                           |
| Staff EPF A/C                               | 19,15,907.00              |  |                           |
| Staff Salary Exp                            | 5,49,47,845.00            |  |                           |
| Staff Welfare Exp                           | 1,13,750.00               |  |                           |
| Student Approval Exp                        | 4,98,041.00               |  |                           |
| Student Placement Training Expenses         | 94,500.00                 |  |                           |
| Student Textbook Purchase                   | 3,84,643.00               |  |                           |
| Sundry Exp                                  | 7,52,168.00               |  |                           |
| TDS Filing Charges A/C                      | 41,790.00                 |  |                           |
| Travelling&Conveyance                       | 13,82,261.00              |  |                           |
| Uniform Material Purchase                   | 2,22,152.00               |  |                           |
| Value Add Course Exp                        | 57,450.00                 |  |                           |
| Vehicle Insurance Exp                       | 16,97,781.00              |  |                           |
| Vehicle Tax A/c                             | 5,06,953.00               |  |                           |
| Vehicle Tollgate(Fastag)                    | 31,725.00                 |  |                           |
| Gross Profit c/o                            | 85,46,527.24              |  |                           |
|   | 9,59,20,925.18            |  | 9,59,20,925.18            |
| <b>Indirect Expenses</b>                    | <b>26,42,488.00</b>       | Gross Profit b/f                         | 85,46,527.24              |
| Advertisement                               | 7,04,855.00               | <b>Indirect Incomes</b>                  | <b>46,34,852.00</b>       |
| Guest Lecturer Remuneration                 | 66,000.00                 | Bank Interest                            | 6,12,443.00               |
| MBA Entrepreneurship A/C                    | 17,018.00                 | Beauty Parlour Rent & Saloon Rent        | 40,720.00                 |
| N.S.S&YRC Expenses                          | 12,823.00                 | Breakage Fee                             | 8,03,795.00               |
| Research A/C                                | 6,76,792.00               | Mess Income                              | 4,06,000.00               |
| Staff Incentive                             | 11,65,000.00              | Miscell Income (Annual Day)              | 60,000.00                 |
| Excess of Income over Expenditure           | 1,05,38,891.24            | NSS (Income)                             | 88,270.00                 |
|   |                           | Seminar&Symposium Work Shop Registration | 4,70,616.00               |
|   |                           | Subsidy From Govt &Private               | 21,53,008.00              |
| <b>Total</b>                                | <b>1,31,81,379.24</b>     | <b>Total</b>                             | <b>1,31,81,379.24</b>     |



FOR KARPAGA VINAYAGA EDUCATIONAL TRUST

*Sripriyathy*

Managing Trustee

N.C. ANANTHAKUMAR, M.Com., F.C.A.,  
 CHARTERED ACCOUNTANT  
 No. 10, Trustpakkam South,  
 Raja Annamalaipuram, Chennai-600 028

**Income and Expenditure Statement**  
1-Apr-2020 to 31-Mar-2021

| Particulars                                    | 1-Apr-2020 to 31-Mar-2021 | Particulars                              | 1-Apr-2020 to 31-Mar-2021 |
|--|---------------------------|--|---------------------------|
| <b>Direct Expenses</b>                         | <b>5,36,53,786.71</b>     | <b>Direct Incomes</b>                    | <b>6,14,24,016.70</b>     |
| Adhoc Staff Salary Exp                         | 4,40,800.00               | Adhayam                                  | 1,47,291.70               |
| AICTE Institution Approval & Accreditation Exp | 26,06,035.00              | Application Fee                          | 98,300.00                 |
| Bank Charges                                   | 4,203.00                  | Books Fee                                | 10,98,750.00              |
| Bus Shed Rent A/c                              | 87,860.00                 | Mess Fees A/c                            | 31,07,100.00              |
| Chennai Administrative Office Rent             | 6,00,000.00               | Online Fees Collection                   | 11,48,270.00              |
| Diesel Expenses(Bus&Car)                       | 16,70,913.00              | Other Charges                            | 4,89,710.00               |
| Diesel Expenses(Generator)                     | 68,747.00                 | Training Fees                            | 55,49,275.00              |
| Driver Room Rent                               | 36,000.00                 | Transport Fees                           | 5,97,895.00               |
| Electricity Charges                            | 40,02,506.00              | Tuition Fees                             | 4,91,87,425.00            |
| Fees Concession                                | 2,57,500.00               |  |                           |
| Institution Affiliation Fee A/c                | 1,43,016.00               | <b>Indirect Incomes</b>                  | <b>41,74,107.52</b>       |
| International Conference Exp 20-21             | 1,85,034.00               | Bank Interest                            | 23,77,091.52              |
| Membership Fee                                 | 20,000.00                 | Central Govt Subsidy                     | 15,90,266.00              |
| Mess Expenses KVCET                            | 21,42,905.00              | Gym                                      | 12,000.00                 |
| Postage&Telephone                              | 33,055.00                 | International Conference Students& Staff | 32,750.00                 |
| Principal Car Hire Charges A/C                 | 2,62,326.00               | Library Fine Charges                     | 1,290.00                  |
| Printing&Stationary                            | 48,440.00                 | Mess Income                              | 75,530.00                 |
| Repair & Maintanance(BUS)                      | 6,30,316.00               | Miscell Income                           | 32,180.00                 |
| Rep&Maint(Build&Equipment)                     | 3,42,665.00               | PHD Course Fees                          | 5,000.00                  |
| Robotic Club                                   | 28,707.00                 | Saloon Rent                              | 15,500.00                 |
| Sports Expenses                                | 67,468.00                 | Sports Income                            | 32,500.00                 |
| Staff EPF A/C                                  | 14,38,156.00              |  |                           |
| Staff Salary Exp                               | 3,76,10,058.00            |  |                           |
| Staff Welfare Exp                              | 180.00                    |  |                           |
| Student Placement Training Expenses            | 16,000.00                 |  |                           |
| Student Sports Fee (Anna University)           | 9,300.00                  |  |                           |
| Student Textbook Purchase                      | 1,23,716.00               |  |                           |
| Sundry Exp                                     | 1,90,551.00               |  |                           |
| TDS Filing Charges A/C                         | 39,070.00                 |  |                           |
| Toast Master Club                              | 97,469.71                 |  |                           |
| Travelling&Conveyance                          | 4,48,306.00               |  |                           |
| Value Add Course Exp                           | 2,484.00                  |  |                           |
|  |                           |  |                           |
| <b>Indirect Expenses</b>                       | <b>40,17,398.00</b>       |  |                           |
| Advertisement                                  | 7,38,478.00               |  |                           |
| Bus Tollgate Expenses                          | 2,022.00                  |  |                           |
| Consultant Fees                                | 6,50,000.00               |  |                           |
| Guest Lecturer Remuneration                    | 5,000.00                  |  |                           |
| Lab Exp(Consumable)                            | 1,22,504.00               |  |                           |
| News Paper & Magazine Expenses.                | 10,919.00                 |  |                           |
| Promotional Activities                         | 3,08,367.00               |  |                           |
| Sports A/c                                     | 10,700.00                 |  |                           |
| Staff Incentive                                | 29,888.00                 |  |                           |
| Students Verification Fees                     | 8,340.00                  |  |                           |
| Tamilnadu Labour Welfare Board                 | 1,350.00                  |  |                           |
| Value Added Courses (Civil)                    | 12,500.00                 |  |                           |
| Vehicle Insurance Exp                          | 15,59,976.00              |  |                           |
| Vehicle Tax A/c                                | 4,59,650.00               |  |                           |
| Website Expenses                               | 97,704.00                 |  |                           |
|  |                           |  |                           |
| Excess of income over expenditure              | <b>79,26,939.51</b>       |  |                           |
| <b>Total</b>                                   | <b>6,55,98,124.22</b>     | <b>Total</b>                             | <b>6,55,98,124.22</b>     |



*(Handwritten Signature)*



## Income and Expenditure Statement

1-Apr-2021 to 31-Mar-2022

| Particulars                                    | 1-Apr-2021 to 31-Mar-2022 | Particulars              | 1-Apr-2021 to 31-Mar-2022 |
|--|---------------------------|--------------------------|---------------------------|
| <b>Direct Expenses</b>                         | <b>7,05,50,493.00</b>     | <b>Direct Incomes</b>    | <b>8,23,40,774.00</b>     |
| Adhoc Staff Salary Expenses                    | 30,42,249.00              | Adhayam                  | 2,12,122.00               |
| Admin Office Rent                              | 6,00,000.00               | Application Charges      | 1,19,300.00               |
| AICTE Institution Approval & Accreditation Exp | 6,77,137.00               | Book Fees                | 7,74,050.00               |
| AU Admission Approval Expenses                 | 6,81,015.00               | Hostel Fees              | 91,51,575.00              |
| AU Research and Project Expenses               | 31,198.00                 | Mess Fees                | 50,42,300.00              |
| Bus Shed Rent                                  | 1,13,000.00               | Mess Income              | 98,146.00                 |
| Diesel Expenses Bus & Car                      | 6,08,803.00               | Online Fees Collections  | 11,35,963.00              |
| Electricity Charges                            | 38,78,671.00              | Other Charges            | 1,32,200.00               |
| Insurance Expenses                             | 15,22,514.00              | Student Verification Fee | 3,659.00                  |
| Maadhare T-21                                  | 7,43,118.00               | Training Fees            | 27,04,525.00              |
| Mess Expenses                                  | 99,616.00                 | Transport Fees           | 33,21,412.00              |
| News Papper & Magazine Expenses                | 55,471.00                 | Tuition Fees             | 5,96,45,522.00            |
| NSS & YRC Expenses                             | 13,663.00                 | <b>Indirect Incomes</b>  | <b>12,71,191.00</b>       |
| Postage and Telegram                           | 21,063.38                 | Bank Interest            | 1,55,502.00               |
| Practical Exam Remuneration                    | 57,902.00                 | Consortium Fees          | 16,124.00                 |
| Principal Car Hiring Charges                   | 4,35,250.00               | Fixed Deposit Interest   | 8,62,295.00               |
| Printing and Stationary                        | 9,18,134.62               | GYM Fees                 | 32,000.00                 |
| Promotional Activities                         | 65,89,727.00              | Miscellenious Income     | 35,270.00                 |
| Repair and Maintanace (BUS)                    | 6,50,715.00               | Subsidy From Govt & Pvt  | 1,70,000.00               |
| Repair and Maintenance (Building & Equipments) | 3,33,675.00               |                          |                           |
| Science Day Event                              | 5,500.00                  |                          |                           |
| Sports Expenses                                | 35,569.00                 |                          |                           |
| Staff Admission Expenses                       | 3,45,000.00               |                          |                           |
| Staff EPF                                      | 1,89,673.00               |                          |                           |
| STAFF INCENTIVE                                | 14,67,315.00              |                          |                           |
| Staff Salary                                   | 4,47,85,707.00            |                          |                           |
| Staff Wellfare Expenses                        | 1,16,068.00               |                          |                           |
| Subscription Expenses                          | 8,500.00                  |                          |                           |
| Sundry Expenses                                | 8,60,494.00               |                          |                           |
| TDS Filling Charges                            | 45,060.00                 |                          |                           |
| Travelling & Conveyances                       | 8,34,519.00               |                          |                           |
| Two Wheeler Diesel Expenses                    | 150.00                    |                          |                           |
| Vegetable Expenses                             | 1,83,860.00               |                          |                           |
| Website Expenses                               | 6,00,156.00               |                          |                           |
| <b>Indirect Expenses</b>                       | <b>49,05,531.20</b>       |                          |                           |
| 16th Graduation Day Expences                   | 84,400.00                 |                          |                           |
| Aayutha Pooja Expenses                         | 42,551.00                 |                          |                           |
| Advertisement Expenses                         | 22,58,441.00              |                          |                           |
| Bank Charged Dr                                | 48.00                     |                          |                           |
| Bank Charges Cr                                | 590.00                    |                          |                           |
| Digital Marketing Expenses                     | 30,880.00                 |                          |                           |
| Event Management Expenses                      | 8,000.00                  |                          |                           |
| Examination Fees Paid                          | 8,29,640.00               |                          |                           |
| Fees Concession                                | 4,250.00                  |                          |                           |
| Guest Lecturer Remuneration                    | 83,410.00                 |                          |                           |
| Membership Renewaling                          | 5,041.00                  |                          |                           |
| Resource Person Expenses                       | 45,197.00                 |                          |                           |
| Student and Staffs Insurance A/C               | 1,64,828.00               |                          |                           |
| Students Refund A/C                            | 3,41,950.00               |                          |                           |
| Student Text Book Purchases                    | 1,20,939.00               |                          |                           |
| Telecaller Payments                            | 12,000.00                 |                          |                           |
| Telephone Expenses                             | 20,106.00                 |                          |                           |
| Toast Master Club                              | 99,940.00                 |                          |                           |
| Toast Master Club Submission                   | 28,505.00                 |                          |                           |



*[Handwritten Signature]*

**KVCET 2021-22**

Income and Expenditure Statement : 1-Apr-2021 to 31-Mar-2022

| <b>Particulars</b>                | <b>1-Apr-2021 to 31-Mar-2022</b> | <b>Particulars</b> | <b>1-Apr-2021 to 31-Mar-2022</b> |
|-----------------------------------|----------------------------------|--------------------|----------------------------------|
| T-Shirt Purchases                 | 52,050.00                        |                    |                                  |
| Uniform Purchases for Staffs      | 31,122.00                        |                    |                                  |
| Vehicle Tax                       | 6,22,339.00                      |                    |                                  |
| Vehicle Tax Service Charges       | 283.20                           |                    |                                  |
| Workshop and Project Expenses     | 19,021.00                        |                    |                                  |
| Excess of income over expenditure | <b>81,55,940.80</b>              |                    |                                  |
| <b>Total</b>                      | <b>8,36,11,965.00</b>            | <b>Total</b>       | <b>8,36,11,965.00</b>            |

**For KARPAGA VINAYAGA EDUCATIONAL TRUST**

  
**Managing Trustee**



  
**N.C. ANANTHAKUMAR, M.Com., F.C.A.,**  
**CHARTERED ACCOUNTANT**  
 No. 10, Trustpakkam South,  
 Raja Annamalaipuram, Chennai-600 028.



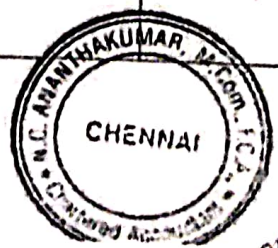


KVCET 2023-2024  
Income and Expenditure Statement  
1-Apr-2023 to 31-Mar-2024

| Particulars                                  | 1-Apr-2023 to 31-Mar-2024 | Particulars                      | 1-Apr-2023 to 31-Mar-2024 |
|--|---------------------------|----------------------------------|---------------------------|
| <b>Direct Expenses</b>                       | <b>4,79,65,796.00</b>     | <b>Direct Incomes</b>            | <b>14,45,09,554.00</b>    |
| Admin Office Rent                            | 6,00,000.00 ✓             | Adhayam                          | 1,06,092.50               |
| Advertisement                                | 3,28,158.00 ✓             | Application Fees                 | 52,000.00                 |
| AICTE  | 3,45,105.00 ✓             | Bank Interest                    | 4,14,247.00 ✓             |
| AU Academic Courses Dile Approval Exp        | 1,27,400.00 ✓             | Book Fees                        | 12,25,272.00              |
| Bank Charges                                 | 10,768.00 ✓               | Consortium Fees                  | 12,100.00 ✓               |
| BMC Institutional Membership Fees Renewal    | 15,600.00 ✓               | Hostel Fees                      | 1,70,10,042.00 ✓          |
| Bridge Course                                | 54,000.00 ✓               | Mess Fees                        | 1,45,85,318.00 ✓          |
| Bus Shed Rent                                | 4,78,180.00 ✓             | Online Fee Collections           | 58,69,267.00 ✓            |
| CCA Charges                                  | 4,248.00 ✓                | Other Charges                    | 2,91,330.00 ✓             |
| Center for Student Affairs                   | 31,37,825.00 ✓            | Subsidy Govt & Private           | 6,84,110.00 ✓             |
| Centre for Excellence in Organization Pvt    | 6,34,651.00 ✓             | Training Fees                    | 58,66,400.00 ✓            |
| DAB Meeting Expenses                         | 72,120.00 ✓               | Transport Fees                   | 67,40,397.00 ✓            |
| Diesel Expenses (Bus)                        | 37,91,815.00 ✓            | Tuition Fees                     | 9,15,82,978.50 ✓          |
| Diesel Expenses Genset                       | 5,77,011.00 ✓             | <b>Indirect Incomes</b>          | <b>13,24,242.00</b>       |
| Electricity Charges                          | 70,68,794.00 ✓            | ACT Abacus Programme             | 60,500.00                 |
| Exam Remuneration                            | 3,78,184.00 ✓             | Breakage                         | 1,28,875.00               |
| Faculty Development Programme                | 5,500.00 ✓                | ECE Conference Registration      | 62,200.00 ✓               |
| ICT Academy                                  | 59,000.00 ✓               | Graduation Day Registration      | 31,050.00                 |
| Insurance for Students, Staff & Admin Office | 8,39,276.00 ✓             | Gym Fees                         | 1,44,000.00               |
| Lab Expenses                                 | 5,22,378.00 ✓             | Maathare T24 Kvcet               | 4,65,000.00               |
| Maathare T24 Expenses                        | 2,72,465.00 ✓             | Mess Income                      | 1,45,200.00               |
| Mess Expenses                                | 1,13,59,440.00 ✓          | Miscellaneous Income             | 34,016.00                 |
| Nature Science Foundation                    | 59,000.00 ✓               | National Conference Registration | 64,301.00 ✓               |
| Newspaper Expenses                           | 61,425.00 ✓               | Phd Course Work                  | 45,000.00                 |
| Promotional Activities                       | 27,40,581.00 ✓            | Professional Development Fee     | 9,100.00                  |
| Repair & Maintenance (Building/Equipment)    | 4,81,695.00 ✓             | Stores A/C                       | 1,35,000.00               |
| Repair & Maintenance (Bus)                   | 40,84,908.00 ✓            |                                  |                           |
| Social Media Post                            | 37,600.00 ✓               |                                  |                           |
| Staff Welfare Expenses                       | 41,37,250.00 ✓            |                                  |                           |
| Student Text Book                            | 12,62,611.00 ✓            |                                  |                           |
| Student Training and Placement Exp           | 94,400.00 ✓               |                                  |                           |
| Sundry Expenses                              | 17,26,833.00 ✓            |                                  |                           |
| TDS Filling Charges                          | 59,210.00 ✓               |                                  |                           |
| Telecalling Expenses                         | 1,50,961.00 ✓             |                                  |                           |
| Uniform A/c                                  | 11,53,570.00 ✓            |                                  |                           |
| Vehicle Tax                                  | 4,05,002.00 ✓             |                                  |                           |
| Vehicle Insurance                            | 8,28,851.00 ✓             |                                  |                           |
| <b>Indirect Expenses</b>                     | <b>8,49,99,973.00</b>     |                                  |                           |
| Audit by Dept                                | 11,500.00 ✓               |                                  |                           |
| Cab Hiring for Principal                     | 6,02,100.00 ✓             |                                  |                           |
| DBT Programme Expenses                       | 83,320.00 ✓               |                                  |                           |
| Graduation Day Expenses                      | 52,998.00 ✓               |                                  |                           |
| Guest Lecture                                | 1,53,906.00 ✓             |                                  |                           |
| Inspire Expenses                             | 13,550.00 ✓               |                                  |                           |
| International Conference                     | 2,05,725.00 ✓             |                                  |                           |

For KARPAGA VINAYAGA EDUCATIONAL TRUST

*Manjula Rajarathnam*  
Managing Trustee



continued ...

917452245



**KVCEI 2023-2024**  
**Income and Expenditure Statement : 1-Apr-2023 to 31-Mar-2024**

| Particulars                       | 1-Apr-2023 to 31-Mar-2024 | Particulars  | 1-Apr-2023 to 31-Mar-2024 |
|-----------------------------------|---------------------------|--------------|---------------------------|
| Ircs                              | 13,348.00                 |              |                           |
| Madras Management Association     | 20,650.00                 |              |                           |
| Membership Renewal                | 8,500.00                  |              |                           |
| Mentor Learning Services Pvt Ltd  | 1,77,000.00               |              |                           |
| NAAC                              | 9,53,011.00               |              |                           |
| Postage Exp                       | 14,634.00                 |              |                           |
| Printing & Stationery             | 14,09,653.00              |              |                           |
| Research & Deveopment             | 41,94,600.00              |              |                           |
| Software Renewal Expenses         | 4,97,884.00               |              |                           |
| Sports Expenses                   | 2,95,674.00               |              |                           |
| Staff Incentive                   | 8,46,050.00               |              |                           |
| Staffs Salary                     | 7,31,19,711.00            |              |                           |
| Student Refund A/c                | 10,42,000.00              |              |                           |
| Students Placement Expenses       | 41,687.00                 |              |                           |
| Tamilnadu Labour Welfare Fund     | 2,640.00                  |              |                           |
| Travelling & Conveyance           | 8,08,643.00               |              |                           |
| Workshop & Seminar                | 4,31,189.00               |              |                           |
| Excess of income over expenditure | 1,28,68,027.00            |              |                           |
| <b>Total</b>                      | <b>14,58,33,796.00</b>    | <b>Total</b> | <b>14,58,33,796.00</b>    |

For KARPAGA VINAYAGA EDUCATIONAL TRUST

*[Handwritten Signature]*

Managing trustee



*[Handwritten Signature]*  
**N.C. ANANTHAKUMAR, M.Com., F.C.A.**  
**CHARTERED ACCOUNTANT**  
 No. 10, Trustpakkam Street  
 Raja Annamalaipuram, Chennai-600 028





## KVCET 2019-20

Balance Sheet : 1-Apr-2019 to 31-Mar-2020

(21)

| <b>Liabilities</b> |  | as at 31-Mar-2020      | <b>Assets</b>                 |  | as at 31-Mar-2020      |
|--------------------|--|------------------------|-------------------------------|--|------------------------|
| Brought Forward    |  | 27,22,10,808.04        | Brought Forward               |  | 11,81,37,211.41        |
|                    |  |                        | <b>Current Assets</b>         |  | <b>7,50,19,872.78</b>  |
|                    |  |                        | <i>Closing Stock</i>          |  |                        |
|                    |  |                        | Deposits (Asset)              |  | 1,65,87,635.00         |
|                    |  |                        | Loans & Advances (Asset)      |  | 15,01,000.00           |
|                    |  |                        | Sundry Debtors                |  | 65,67,606.00           |
|                    |  |                        | Cash-in-hand                  |  | 53,502.99              |
|                    |  |                        | Bank Accounts                 |  | 1,20,92,931.79         |
|                    |  |                        | Exam Fees Receivable          |  | 10,55,980.00           |
|                    |  |                        | Student Account               |  | 3,58,89,631.00         |
|                    |  |                        | Department Conference Advance |  | 1,90,000.00            |
|                    |  |                        | TDS 15-16                     |  | 10,81,586.00           |
|                    |  |                        | <b>Branch / Divisions</b>     |  | <b>7,90,53,723.85</b>  |
|                    |  |                        | JJ College of Arts & Sciences |  | (-)29,43,857.15        |
|                    |  |                        | JJ College & Teacher Training |  | 5,000.00               |
|                    |  |                        | KIDS A/C                      |  | (-)5,94,362.00         |
|                    |  |                        | KIMS A/C                      |  | 5,48,95,234.00         |
|                    |  |                        | KVC Nursing                   |  | (-)72,31,206.00        |
|                    |  |                        | KVET Pudkt                    |  | 2,55,720.00            |
|                    |  |                        | KVH A/c                       |  | 3,46,67,195.00         |
| <b>Total</b>       |  | <b>27,22,10,808.04</b> | <b>Total</b>                  |  | <b>27,22,10,808.04</b> |

For KARPAGA VINAYAGA EDUCATIONAL TRUST



Managing Trustee




N.C. ANANTHAKUMAR, M.Com., F.C.A.,  
CHARTERED ACCOUNTANT  
No. 10, Trustpakkam South,  
Raja Annamalaipuram, Chennai-600 028.

**KVCET 2020-21**  
Karpaga Vinayaga Nagar  
Chinnakolambakkam

**Balance Sheet**  
1-Apr-2020 to 31-Mar-2021

| <b>Liabilities</b>                           |                 | as at 31-Mar-2021      | <b>Assets</b>                      |                | as at 31-Mar-2021      |
|--|-----------------|------------------------|------------------------------------|----------------|------------------------|
| <b>Capital Account</b>                       |                 | <b>26,67,54,619.90</b> | <b>Fixed Assets</b>                |                | <b>11,96,35,858.41</b> |
| Gods A/c                                     | 32.50           |                        | Air Conditioner (Window)           | 13,62,086.96   |                        |
| KVET Chennai A/c                             | 26,67,54,587.40 |                        | Biometric Scanner                  | 16,337.00      |                        |
| <b>Loans (Liability)</b>                     |                 |                        | Blue Star Deep Freezer             | 21,000.00      |                        |
| <b>Current Liabilities</b>                   |                 | <b>1,28,12,975.65</b>  | Building                           | 1,98,82,155.91 |                        |
| Sundry Creditors                             | 10,87,277.00    |                        | Bus Purchase A/c                   | 57,07,033.36   |                        |
| Alumni Association                           | 3,27,700.45     |                        | Carrier Window                     | 26,06,158.00   |                        |
| Caution Deposit(College)                     | 76,94,880.20    |                        | CCTV                               | 8,73,932.00    |                        |
| Caution Deposit(Hostel)                      | 5,000.00        |                        | Chevrolet Car                      | 6,78,445.00    |                        |
| Chennai Administrative Office RentA/C 20-21  | 45,000.00       |                        | Computer Purchase A/c              | 77,85,137.14   |                        |
| Chennai Administrative Office Rent TDS-20-21 | 5,000.00        |                        | Cycle Purchase                     | 27,851.00      |                        |
| New Admission Student Advance Payout 20-21   | 25,000.00       |                        | Digital Camera                     | 14,600.00      |                        |
| Professional Tax A/c                         | 54,404.00       |                        | Edusat(Satelite Class)             | 5,00,000.00    |                        |
| Salary Payable A/C 20-21                     | 31,37,577.00    |                        | Eicher Van                         | 33,20,229.34   |                        |
| Staff EPF Payable 20-2021                    | 88,108.00       |                        | Furniture & Fittings               | 1,09,24,112.73 |                        |
| Staff Income Tax Payable 20-21               | 2,86,029.00     |                        | Generator                          | 9,96,388.50    |                        |
| Student Insurence Claim A/C                  | 57,000.00       |                        | Grinder                            | 51,790.79      |                        |
| <b>Excess of expenditure over income</b>     |                 |                        | Hcl Info Systems Project           | 6,21,450.00    |                        |
| Opening Balance                              |                 |                        | Intercom (New)                     | 2,97,156.76    |                        |
| Current Period                               | 79,26,939.51    |                        | Lab Equipment                      | 3,94,02,143.83 |                        |
| Less: Transferred                            | 79,26,939.51    |                        | LCD Projector                      | 32,512.00      |                        |
|  |                 |                        | Library A/c(Books)                 | 99,59,608.39   |                        |
|  |                 |                        | Mahendra Jeep Purchase A/C         | 8,77,623.00    |                        |
|  |                 |                        | Mineral Water Plant                | 2,28,574.04    |                        |
|  |                 |                        | Mono Black Pump                    | 14,010.14      |                        |
|  |                 |                        | Motor Cycle (Herohonda)            | 51,624.00      |                        |
|  |                 |                        | Plant & Machinery                  | 84,313.87      |                        |
|  |                 |                        | Refridgerator & Stabilizer         | 23,838.51      |                        |
|  |                 |                        | Smart Class Equipment              | 5,89,849.00    |                        |
|  |                 |                        | Software                           | 28,58,805.30   |                        |
|  |                 |                        | Software for College Excel         | 53,862.00      |                        |
|  |                 |                        | Software Purchase of IT Dept       | 27,65,153.00   |                        |
|  |                 |                        | Solar Equipments                   | 1,57,832.00    |                        |
|  |                 |                        | Split AC                           | 1,80,000.00    |                        |
|  |                 |                        | Sports Material A/c                | 17,30,186.29   |                        |
|  |                 |                        | Television Sony                    | 31,194.39      |                        |
|  |                 |                        | TVS Excel                          | 35,884.81      |                        |
|  |                 |                        | TVS XL 100 Purchase                | 53,686.00      |                        |
|  |                 |                        | UPS                                | 3,89,786.80    |                        |
|  |                 |                        | Vessels&Utensil                    | 30,30,190.99   |                        |
|  |                 |                        | Vivid Com Equipment (P A Systems)  | 65,500.00      |                        |
|  |                 |                        | Voltas Watter Cooler               | 2,49,850.00    |                        |
|  |                 |                        | Water Cooling                      | 3,92,982.04    |                        |
|  |                 |                        | Xerox Machine ( Examcell & Office) | 6,90,983.52    |                        |
| <b>Carried Over</b>                          |                 | <b>27,95,67,595.55</b> | <b>Carried Over</b>                |                | <b>11,96,35,858.41</b> |

For KARPAGA VINAYAGA EDUCATIONAL TRUST  
  
 Managing Director





**KVCET 2020-21**

Balance Sheet : 1-Apr-2020 to 31-Mar-2021

| <b>Liabilities</b> |  | as at 31-Mar-2021      | <b>Assets</b>                   |                 | as at 31-Mar-2021      |
|--------------------|--|------------------------|---------------------------------|-----------------|------------------------|
| Brought Forward    |  | 27,95,67,595.55        | Brought Forward                 |                 | 11,96,35,858.41        |
|                    |  |                        | <b>Current Assets</b>           |                 | <b>8,61,62,394.29</b>  |
|                    |  |                        | <i>Closing Stock</i>            |                 |                        |
|                    |  |                        | Deposits (Asset)                | 3,66,13,740.00  |                        |
|                    |  |                        | Loans & Advances (Asset)        | 17,35,500.00    |                        |
|                    |  |                        | Sundry Debtors                  | 69,16,180.00    |                        |
|                    |  |                        | Cash-in-hand                    | 58,860.99       |                        |
|                    |  |                        | Bank Accounts                   | 1,29,50,065.78  |                        |
|                    |  |                        | Accured Interest A/c            | 20,80,437.52    |                        |
|                    |  |                        | Bus Shed Rent Advance           | 30,000.00       |                        |
|                    |  |                        | Contract Car Advance A/C        | 9,35,046.00     |                        |
|                    |  |                        | Exam Fees Receivable            | 3,67,380.00     |                        |
|                    |  |                        | Expenditure Advance             | 70,722.00       |                        |
|                    |  |                        | Student Account                 | 2,33,22,876.00  |                        |
|                    |  |                        | TDS 15-16                       | 10,81,586.00    |                        |
|                    |  |                        | <b>Branch / Divisions</b>       |                 | <b>7,37,69,342.85</b>  |
|                    |  |                        | JJ College of Arts and Sciences | (-)29,43,857.15 |                        |
|                    |  |                        | JJ College & Teacher Training   | 5,000.00        |                        |
|                    |  |                        | KIDS A/C                        | (-)10,01,348.00 |                        |
|                    |  |                        | KIMS A/C                        | 5,00,17,839.00  |                        |
|                    |  |                        | KVCN A/C                        | (-)72,31,206.00 |                        |
|                    |  |                        | KVET Pudkt                      | 2,55,720.00     |                        |
|                    |  |                        | KVH A/c                         | 3,46,67,195.00  |                        |
| <b>Total</b>       |  | <b>27,95,67,595.55</b> | <b>Total</b>                    |                 | <b>27,95,67,595.55</b> |

For KARPAGA VINAYAGA EDUCATIONAL TRUST



Managing Trustee




**N.C. ANANTHAKUMAR, M.Com., F.C.A.,**  
**CHARTERED ACCOUNTANT**  
 No. 10, Trustpakkam South,  
 Raja Annamalaipuram, Chennai-600 028.







## KVCET 2021-22


Balance Sheet : 1-Apr-2021 to 31-Mar-2022

| <b>Liabilities</b> as at 31-Mar-2022 |                        | <b>Assets</b> as at 31-Mar-2022 |                        |
|--------------------------------------|------------------------|---------------------------------|------------------------|
| Brought Forward                      | 28,95,58,670.35        | Brought Forward                 | 12,23,62,617.41        |
|                                      |                        | <b>Current Assets</b>           | <b>9,54,10,636.89</b>  |
|                                      |                        | Deposits (Asset)                | 3,06,13,740.00         |
|                                      |                        | Loans & Advances (Asset)        | 19,35,119.00           |
|                                      |                        | Sundry Debtors                  | 73,38,556.80           |
|                                      |                        | Cash-in-hand                    | 61,753.99              |
|                                      |                        | Bank Accounts                   | 33,24,076.58           |
|                                      |                        | Accured Interest A/c            | 20,80,437.52           |
|                                      |                        | Bus Shed Rent Advance           | 30,000.00              |
|                                      |                        | Contract Car Advance A/c        | 9,35,046.00            |
|                                      |                        | Exam Fees Even Sem 18-19        | (-)10,150.00           |
|                                      |                        | Exam Fees Recievable            | 3,72,380.00            |
|                                      |                        | Expenditure Advances            | 56,500.00              |
|                                      |                        | Student Outstanding             | 45,89,436.00           |
|                                      |                        | Student Outstanding 21-22       | 4,30,00,132.00         |
|                                      |                        | TDS 15-16                       | 10,81,586.00           |
|                                      |                        | TDS Deducted (Bank)             | 2,023.00               |
|                                      |                        | <b>Branch / Divisions</b>       | <b>7,17,85,416.05</b>  |
|                                      |                        | JJ College of Arts and Sciences | (-)29,43,857.15        |
|                                      |                        | JJ College & Teacher Training   | 5,000.00               |
|                                      |                        | KIDS A/C                        | (-)10,01,348.00        |
|                                      |                        | KIMS A/C                        | 4,82,18,656.20         |
|                                      |                        | KVCN A/C                        | (-)72,31,206.00        |
|                                      |                        | KVET Pudkt                      | 2,55,720.00            |
|                                      |                        | KVH A/C                         | 3,46,67,195.00         |
|                                      |                        | KVP                             | (-)1,84,744.00         |
| <b>Total</b>                         | <b>28,95,58,670.35</b> | <b>Total</b>                    | <b>28,95,58,670.35</b> |

For KASPAGA VINAYAGA EDUCATIONAL TRUST

  
Managing Trustee



  
N.C. ANANTHAKUMAR, M.Com., F.C.A.,  
CHARTERED ACCOUNTANT  
No. 10, Trustpakkam South,  
Raja Annamalaipuram, Chennai-600 028.

**KVCET 2023-2024****Balance Sheet**

1-Apr-2023 to 31-Mar-2024

| <b>Liabilities</b>                       | as at 31-Mar-2024             | <b>Assets</b>       | as at 31-Mar-2024             |
|--|-------------------------------|---------------------|-------------------------------|
| <b>Capital Account</b>                   | <b>29,25,42,522.40</b>        | <b>Fixed Assets</b> | <b>13,29,94,169.41</b>        |
| GOD A/C                                  | 32.50                         |                     |                               |
| KVET Chennai A/C                         | <u>29,25,42,489.90</u>        |                     |                               |
| <b>Loans (Liability)</b>                 |                               |                     |                               |
| <b>Current Liabilities</b>               | <b>2,03,26,373.65</b>         |                     |                               |
| Sundry Creditors                         | 20,00,819.00                  |                     |                               |
| Admin Office Rent Payable 23-24          | 45,000.00                     |                     |                               |
| Admin Office Tds 2023-24 Payable         | 5,000.00                      |                     |                               |
| Alumni Association                       | 3,27,700.45                   |                     |                               |
| BMESI Professional Society               | 2,940.00                      |                     |                               |
| Caution Deposit                          | 10,56,703.00                  |                     |                               |
| Caution Deposit 21-22                    | 15,14,500.00                  |                     |                               |
| Caution Deposit (College)                | 82,84,180.20                  |                     |                               |
| Caution Deposit (Hostel)                 | 5,000.00                      |                     |                               |
| Extracurricular Activities               | 61,650.00                     |                     |                               |
| Naan Muthalvan Fees                      | 14,400.00                     |                     |                               |
| Nov-Dec 2023 Additional Exam Fees        | 10,825.00                     |                     |                               |
| NSS Activities                           | 29,830.00                     |                     |                               |
| Revaluation & Photocopy                  | 34,110.00                     |                     |                               |
| S Reghupathy                             | 8,00,000.00                   |                     |                               |
| Staff EPF Payable 24-25                  | 1,31,620.00                   |                     |                               |
| Staff Salary 2023-24 Payable             | 53,29,059.00                  |                     |                               |
| Tax Deductions at Source (TDS)           | 1,000.00                      |                     |                               |
| TDS On Salary                            | 6,64,537.00                   |                     |                               |
| TNSC ST Student Project                  | <u>7,500.00</u>               |                     |                               |
| <b>Excess of expenditure over income</b> |                               |                     |                               |
| Opening Balance                          |                               |                     |                               |
| Current Period                           | 1,28,68,027.00                |                     |                               |
| Less: Transferred                        | <u>1,28,68,027.00</u>         |                     |                               |
| <b>Carried Over</b>                      | <b><u>31,28,68,896.05</u></b> | <b>Carried Over</b> | <b><u>13,29,94,169.41</u></b> |

continued ...



**KVCET 2023-2024**

Balance Sheet : 1-Apr-2023 to 31-Mar-2024

| <b>Liabilities</b> |                        | <b>Assets</b>                         |                        |
|--------------------|------------------------|---------------------------------------|------------------------|
| as at 31-Mar-2024  |                        | as at 31-Mar-2024                     |                        |
| Brought Forward    | <b>31,28,68,896.05</b> | Brought Forward                       | <b>13,29,94,169.41</b> |
|                    |                        | <i>Air Conditioner(Window)</i>        | 13,62,086.96           |
|                    |                        | <i>Air Conditoner Split</i>           | 1,02,000.00            |
|                    |                        | <i>Battery Purchases A/C</i>          | 8,31,800.00            |
|                    |                        | <i>Biometric Scanner</i>              | 16,337.00              |
|                    |                        | <i>Blue Stat Deep Freezer</i>         | 21,000.00              |
|                    |                        | <i>Building</i>                       | 2,05,88,620.91         |
|                    |                        | <i>Bus Purchase A/C</i>               | 57,07,033.36           |
|                    |                        | <i>Carrier Window</i>                 | 26,06,158.00           |
|                    |                        | <i>CCTV</i>                           | 8,73,932.00            |
|                    |                        | <i>Chavrolet Car</i>                  | 6,78,445.00            |
|                    |                        | <i>Computer Purchase</i>              | 98,62,335.14           |
|                    |                        | <i>Cycle Purchase</i>                 | 27,851.00              |
|                    |                        | <i>Digital Camera</i>                 | 14,600.00              |
|                    |                        | <i>Edusat(Satelite Class)</i>         | 5,00,000.00            |
|                    |                        | <i>Eicher Van</i>                     | 33,20,229.34           |
|                    |                        | <i>Furniture and Fittings</i>         | 6,85,327.00            |
|                    |                        | <i>Furniture &amp; Fitting</i>        | 1,13,50,534.73         |
|                    |                        | <i>Galaxy Power Solution</i>          | 77,980.00              |
|                    |                        | <i>Generator</i>                      | 9,96,388.50            |
|                    |                        | <i>Grinder</i>                        | 51,790.79              |
|                    |                        | <i>Hcl Info System Project</i>        | 6,21,450.00            |
|                    |                        | <i>Hi Tech India Equipments</i>       | 56,664.00              |
|                    |                        | <i>Intercom(New)</i>                  | 2,97,156.76            |
|                    |                        | <i>Lab Equipments</i>                 | 4,53,44,083.83         |
|                    |                        | <i>Lab Expenses Consumable</i>        | 3,26,807.00            |
|                    |                        | <i>LED Projector and Screen</i>       | 4,17,182.00            |
|                    |                        | <i>Library Books A/C</i>              | 1,06,77,907.39         |
|                    |                        | <i>Mahendira Jeep Purchase A/C</i>    | 8,77,623.00            |
|                    |                        | <i>Maruthi Power Control System</i>   | 1,58,213.00            |
|                    |                        | <i>Mineral Water Plant</i>            | 2,28,574.04            |
|                    |                        | <i>Mono Black Pump</i>                | 14,010.14              |
|                    |                        | <i>Motor Cycle (Herohonda)</i>        | 51,624.00              |
|                    |                        | <i>Plant &amp; Machinery</i>          | 84,313.87              |
|                    |                        | <i>Refrigerator &amp; Stabilizer</i>  | 46,338.51              |
|                    |                        | <i>Smart Class Equipment</i>          | 5,89,849.00            |
|                    |                        | <i>Software</i>                       | 28,58,805.30           |
|                    |                        | <i>Software for College Excel</i>     | 53,862.00              |
|                    |                        | <i>Software Purchase of IT Dept</i>   | 27,65,153.00           |
|                    |                        | <i>Solar Equipments</i>               | 1,57,832.00            |
|                    |                        | <i>Split A/C</i>                      | 6,25,802.00            |
|                    |                        | <i>Sports Material A/C</i>            | 19,86,410.29           |
|                    |                        | <i>Television Sony</i>                | 31,194.39              |
|                    |                        | <i>Tvs Excel</i>                      | 35,884.81              |
|                    |                        | <i>TVS XL 100 Purchase</i>            | 53,686.00              |
|                    |                        | <i>UPS</i>                            | 3,89,786.80            |
|                    |                        | <i>Vessels &amp; Utensil</i>          | 31,70,190.99           |
|                    |                        | <i>Vivid Com Equipment(PA System)</i> | 65,500.00              |
| Carried Over       | <b>31,28,68,896.05</b> | Carried Over                          | <b>13,29,94,169.41</b> |

continued ...

**KVCET 2023-2024**

Balance Sheet : 1-Apr-2023 to 31-Mar-2024

| <b>Liabilities</b> | as at 31-Mar-2024      | <b>Assets</b>                                   | as at 31-Mar-2024      |
|--------------------|------------------------|---|------------------------|
| Brought Forward    | <b>31,28,68,896.05</b> | Brought Forward                                 | <b>13,29,94,169.41</b> |
|                    |                        | <i>Voltas Water Cooler</i>                      | 2,49,850.00            |
|                    |                        | <i>Water Cooling</i>                            | 3,92,982.04            |
|                    |                        | <i>Xerox Machine(Examcell &amp; Office)</i>     | <u>6,90,983.52</u>     |
|                    |                        | <b>Current Assets</b>                           | <b>12,41,86,126.59</b> |
|                    |                        | <i>Closing Stock</i>                            |                        |
|                    |                        | Deposits (Asset)                                | 2,30,69,870.00         |
|                    |                        | Loans & Advances (Asset)                        | 28,59,910.00           |
|                    |                        | Sundry Debtors                                  | 89,62,067.52           |
|                    |                        | Cash-in-Hand                                    | 49,085.99              |
|                    |                        | Bank Accounts                                   | 1,97,24,617.08         |
|                    |                        | <i>Bus Shed Rent Advance</i>                    | 30,000.00              |
|                    |                        | <i>Contract Car Advance A/C</i>                 | 9,35,046.00            |
|                    |                        | <i>Exam Fees Recievable</i>                     | 3,21,410.00            |
|                    |                        | <i>Student Outstanding 2023-24</i>              | 5,50,17,503.00         |
|                    |                        | <i>Student Outstanding 22-23</i>                | 51,31,706.00           |
|                    |                        | <i>Student Out Standing Old</i>                 | 80,82,888.00           |
|                    |                        | <i>TDS Deducted (Bank)</i>                      | <u>2,023.00</u>        |
|                    |                        | <b>Branch / Divisions</b>                       | <b>5,56,88,600.05</b>  |
|                    |                        | <i>JJ College of Arts and Sciences</i>          | (-)29,43,857.15        |
|                    |                        | <i>JJ College &amp; Teacher Training</i>        | 5,000.00               |
|                    |                        | <i>Karpaga Vinayaga Institute of Management</i> | 74,650.00              |
|                    |                        | <i>KIDS A/C</i>                                 | (-)22,00,957.00        |
|                    |                        | <i>KIMS A/C</i>                                 | 3,25,05,748.20         |
|                    |                        | <i>KVCN A/C</i>                                 | (-)64,90,155.00        |
|                    |                        | <i>KVET Pudkt</i>                               | 2,55,720.00            |
|                    |                        | <i>KVH A/C</i>                                  | 3,46,67,195.00         |
|                    |                        | <i>KVP</i>                                      | <u>(-)1,84,744.00</u>  |
| <b>Total</b>       | <b>31,28,68,896.05</b> | <b>Total</b>                                    | <b>31,28,68,896.05</b> |